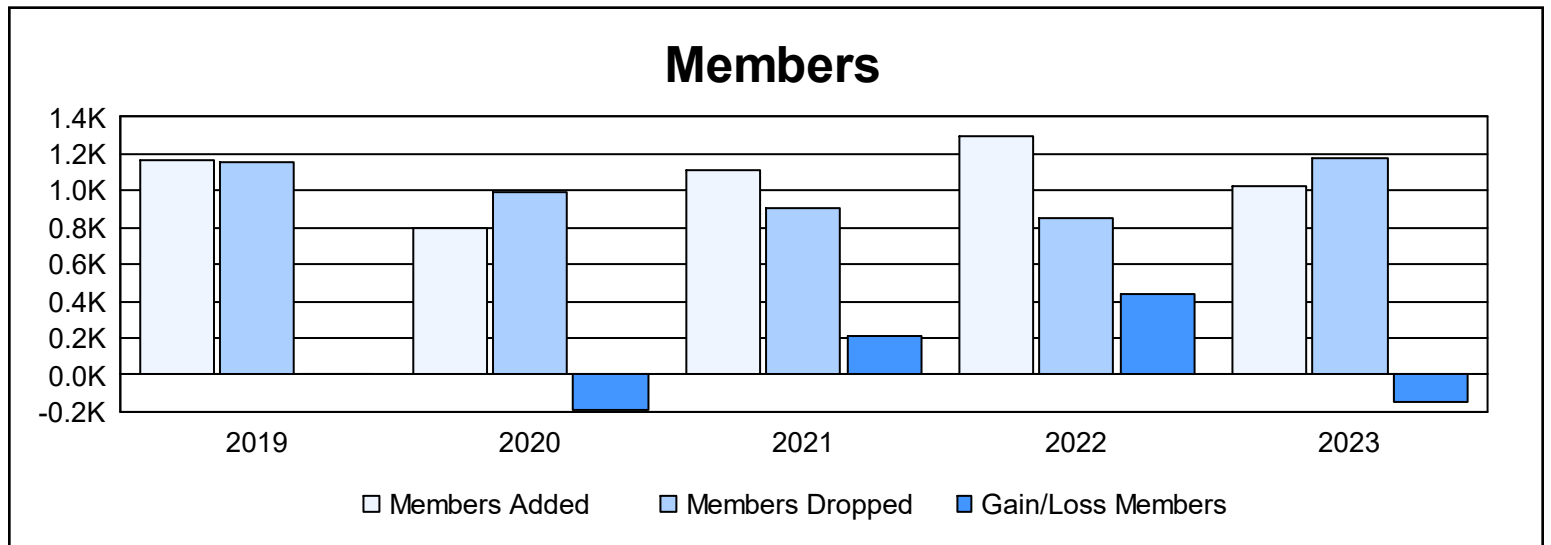
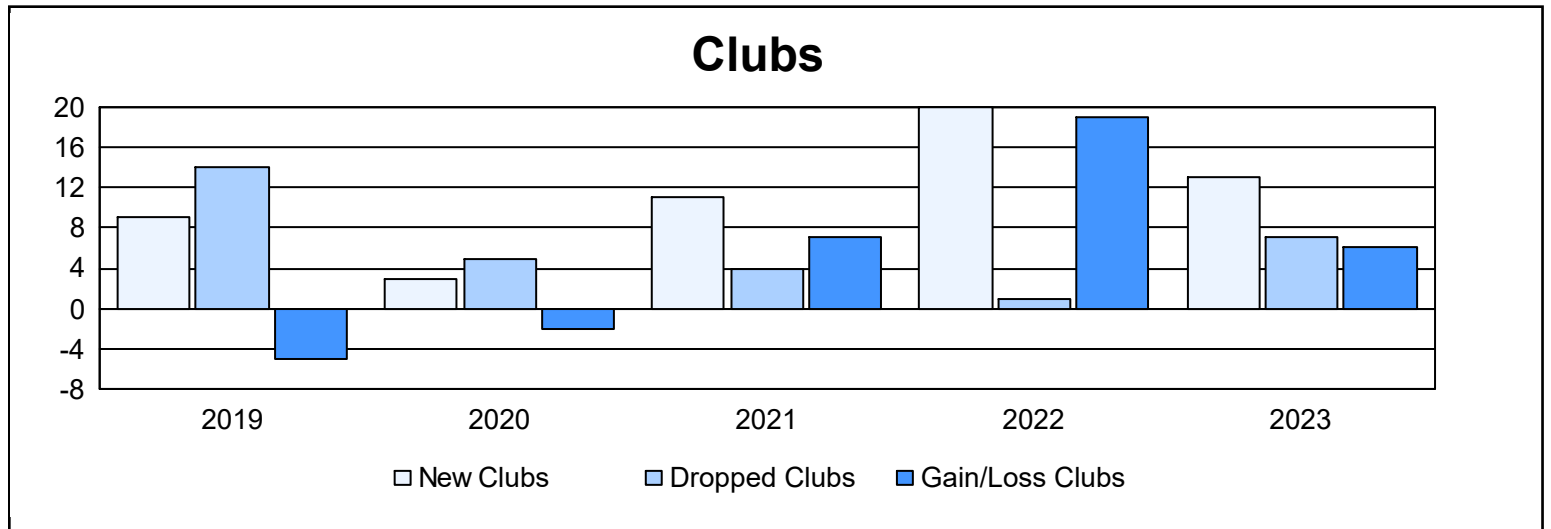
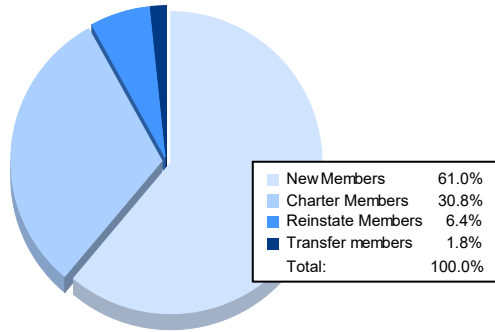


Year	New Clubs	Dropped Clubs	Gain/ Loss Clubs	New Members	Charter Members	Reinstate Members	Transfer Members	Total Member Added	Total Members Dropped	Gain/ Loss Members
2018-2019	9	14	-5	820	264	75	6	1,165	1,160	5
2019-2020	3	5	-2	585	126	82	6	799	991	-192
2020-2021	11	4	7	707	375	30	5	1,117	910	207
2021-2022	20	1	19	723	537	29	6	1,295	852	443
2022-2023	13	7	6	627	317	66	18	1,028	1,178	-150
Average	11	6	5	692	324	56	8	1,081	1,018	63



Membership Composition June 2023 Cumulative



Gender Composition June 2023 Cumulative

